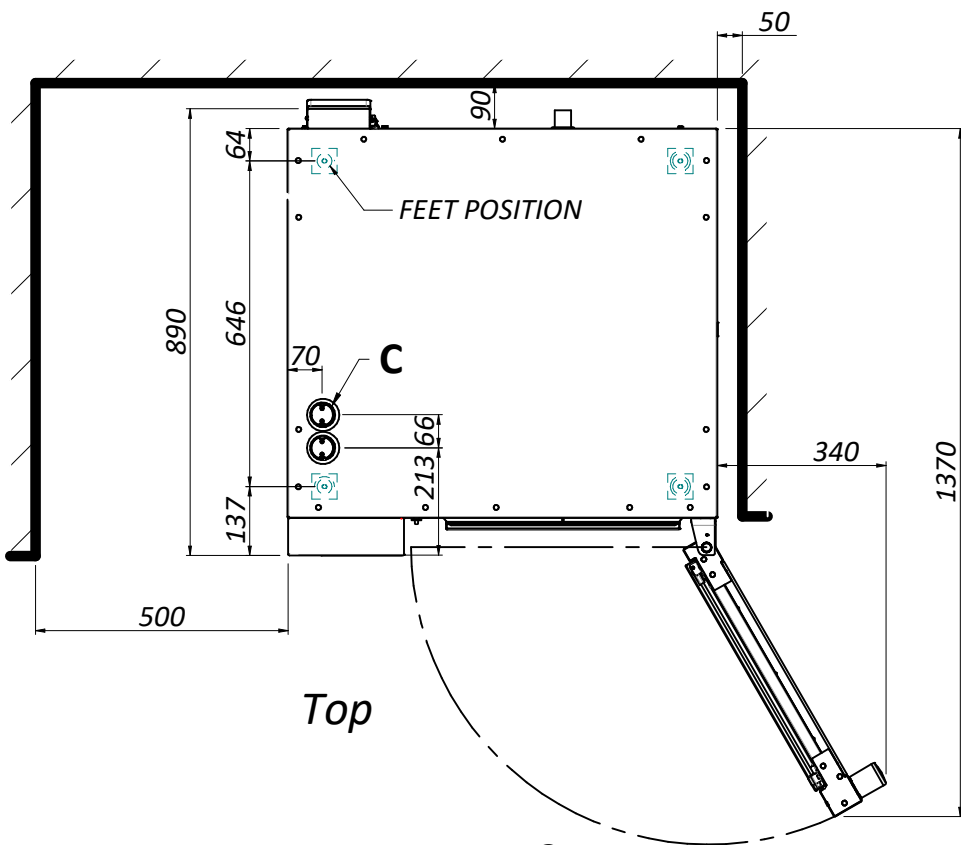
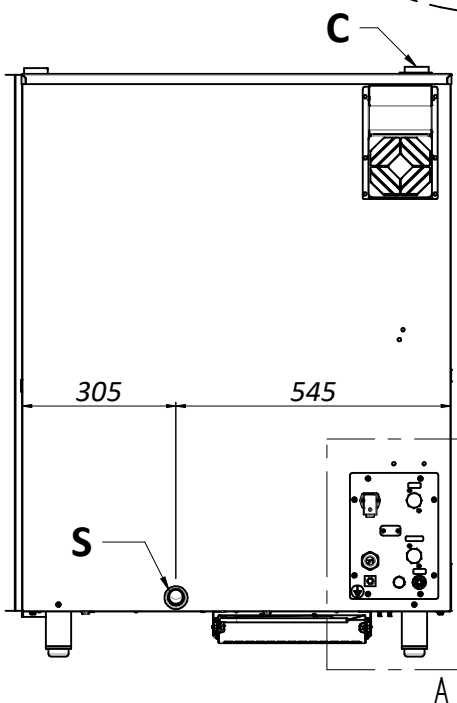


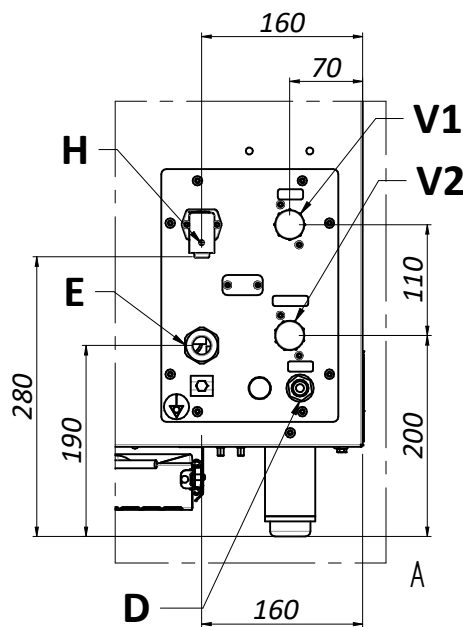
Front



Top



Back



- C: Steam outlet chimney / Air inlet chimney
- V1: Washing solenoid valve
- V2: Steam solenoid valve
- H: Hood connection
- E: Elettric connection
- S: Drain water
- D: Detergent entry

## Dimensions and weight

Oven width: 850 mm  
Oven depth: 890 mm  
Oven height: 1170 mm  
Net weight full optional: 127 Kg

Packaging width: 915 mm  
Packaging depth: 1000 mm  
Packaging height: 1330 mm  
Weight with packaging full optional: 147 Kg  
Packaging volume: 1.22 m<sup>3</sup>

## Installation

Minimum left side distance: 500 mm  
Minimum right side distance: 50 mm  
Minimum back distance: 50 mm  
Min. distance from heat sources: 500 mm

## Electrical connection

Supply: 380-415 V 3N 50/60 Hz  
230 V 3P 50/60 Hz

Max power: 17 Kw

Current: 28 A  
49 A

Cable: 5x4 mm<sup>2</sup>  
H07RN-F

## Water connection

Water wash connection V1: 3/4"  
Steam water connection V2: 3/4" softened  
Water pressure: 1.5-5 bar  
Water hardness: 4° d  
Minimum Condutance: 50 µS/cm  
Exhaust size S: 32 mm

## Capacity

Trays type: GN11  
Number of trays: 11

Distance between trays: 70 mm

Max load: 45 kg  
Max load single tray: 5 kg

IP rating: IPx4

39390094 DATA\_SHEET\_MOOD\_11T\_G19